


## BLE-Admin™ Bluetooth® Reader Configuration App

### Installation and User Manual


#### 1. Opening the App

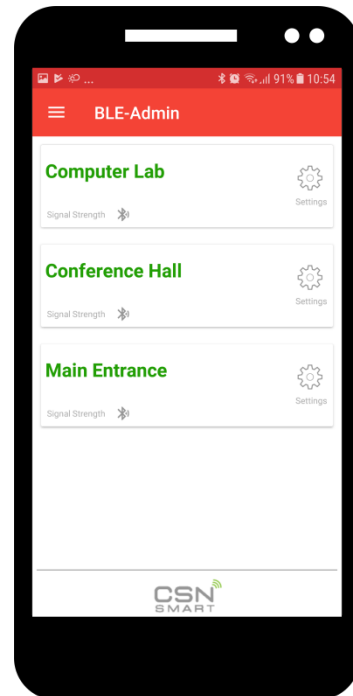
Download the BLE-Admin app for the AY-H6x55BT readers from Google Play or the Apple Store, depending on the model of your mobile device.

 An Android device should be v5.0 and above and an iOS device should be v8.0 and above.

Upon opening the app, the app scans for all relevant BLE readers in proximity to your mobile device.

All relevant readers are displayed.

 If no readers are displayed, make sure your Bluetooth is turned on.

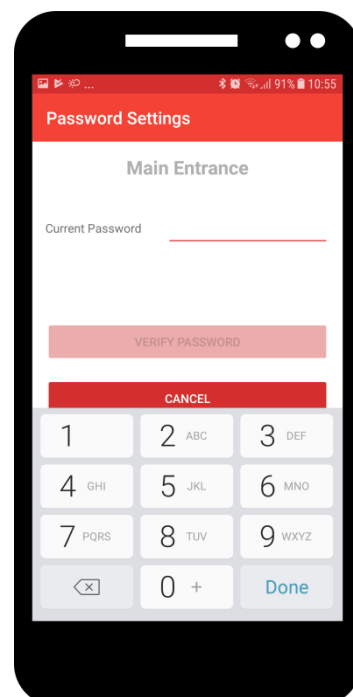


#### 2. Reader Settings

Tap the ID of the reader you wish to configure.

You are asked to enter your password.

The default password upon initial use is 12345678.

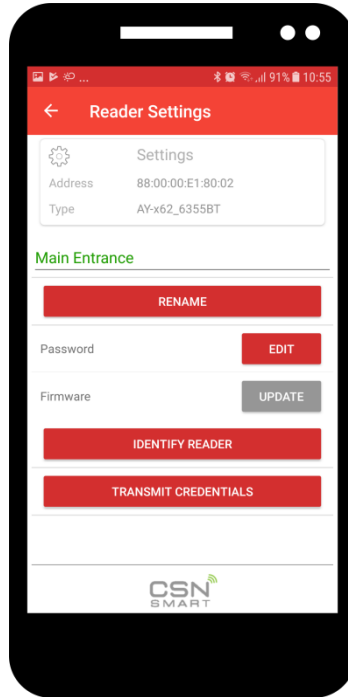


The Reader Settings screen opens.

Displays the reader's type and MAC address

Tap to rename the reader

Tap to make the reader beep so you can identify it



Tap to edit your password (must be 8 digits)

Tap to update the firmware

Tap to transmit the soft credential to the reader

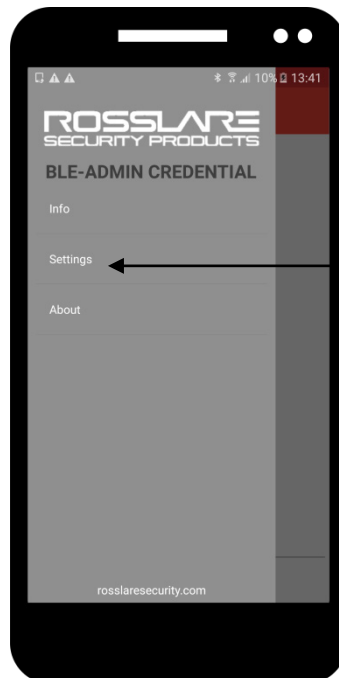
### 3. Additional Settings

If you tap on the 3 lines on the main screen, additional options are available.

Tap to display the BLE soft credential

Tap to send feedback

Tap to see the EULA



Tap to:

- Set the reader's read range
- Change the GUI language
- Set the automation, which allows the reader to support self checkups in specific chosen intervals

---

## Software License and Maintenance Agreements

---

The full ROSSLARE Software License Agreement (SLA) and Maintenance Agreement are available in the Quick Links section on the ROSSLARE website at [www.rosslaresecurity.com](http://www.rosslaresecurity.com).

Rosslare considers any use of this product as agreement to the REL Software License Agreement (SLA) and Maintenance Agreement terms even if you do not review them.

---

## Contact Information

---

### United States and Canada

Rosslare Security Products, Inc.  
Southlake, TX, USA  
Toll Free: +1-866-632-1101  
Local: +1-817-305-0006  
Fax: +1-817-305-0069  
[support.na@rosslaresecurity.com](mailto:support.na@rosslaresecurity.com)

### Europe

Rosslare Israel Ltd.  
22 Ha'Melacha St., P.O.B. 11407  
Rosh HaAyin, Israel  
Tel: +972-3-938-6838  
Fax: +972-3-938-6830  
[support.eu@rosslaresecurity.com](mailto:support.eu@rosslaresecurity.com)

### Latin America

Rosslare Latin America  
Buenos Aires, Argentina  
Tel: +54-11-4001-3104  
[support.la@rosslaresecurity.com](mailto:support.la@rosslaresecurity.com)

### China

Rosslare Electronics (Shenzhen) Ltd.  
Shenzhen, China  
Tel: +86-755-8610-6842  
Fax: +86-755-8610-6101  
[support.cn@rosslaresecurity.com](mailto:support.cn@rosslaresecurity.com)

### Asia Pacific, Middle East, Africa

Rosslare Enterprises Ltd.  
Kowloon Bay, Hong Kong  
Tel: +852-2795-5630  
Fax: +852-2795-1508  
[support.apac@rosslaresecurity.com](mailto:support.apac@rosslaresecurity.com)

### India

Rosslare Electronics India Pvt Ltd.  
Tel/Fax: +91-20-40147830  
Mobile: +91-9975768824  
[sales.in@rosslaresecurity.com](mailto:sales.in@rosslaresecurity.com)

Scan the QR code to  
download the app  
on Google Play Store  
and on the App Store



• EN ISO 13485

